

KEDIA ADVISORY



DAILY BULLION REPORT

12 Apr 2024

- BULLDEX
- GOLD
- SILVER



Kedia Stocks & Commodities Research Pvt. Ltd.

Research Advisory | White Labelling | Digital Marketing



BULDEX SNAPSHOT

Commodity	Expiry	Open	High	Low	Close	% Change
MCXBULLDEX	24-Apr-24	18122.00	18275.00	18085.00	18235.00	0.42
MCXBULLDEX	27-May-24	18220.00	18230.00	18210.00	18220.00	0.15

BULLION SNAPSHOT

Commodity	Expiry	Open	High	Low	Close	% Change
GOLD	5-Jun-24	71273.00	71682.00	71081.00	71644.00	0.54
GOLD	5-Aug-24	71511.00	71946.00	71400.00	71886.00	0.51
GOLDMINI	3-May-24	71209.00	71549.00	70983.00	71514.00	0.54
GOLDMINI	5-Jun-24	71360.00	71609.00	71060.00	71574.00	0.48
SILVER	3-May-24	82481.00	82909.00	82124.00	82847.00	0.28
SILVER	5-Jul-24	83822.00	84314.00	83001.00	84265.00	0.26
SILVERMINI	30-Apr-24	82339.00	82761.00	82021.00	82691.00	0.68
SILVERMINI	28-Jun-24	83972.00	84169.00	83500.00	84103.00	1.42

OPEN INTEREST SNAPSHOT

Commodity	Expiry	% Change	% Oi Change	Oi Status
MCXBULLDEX	24-Apr-24	0.42	1.12	Fresh Buying
MCXBULLDEX	27-May-24	0.15	-1.18	Short Covering
GOLD	5-Jun-24	0.54	1.29	Fresh Buying
GOLD	5-Aug-24	0.51	0.84	Fresh Buying
GOLDMINI	3-May-24	0.54	3.85	Fresh Buying
GOLDMINI	5-Jun-24	0.48	2.47	Fresh Buying
SILVER	3-May-24	0.28	0.52	Fresh Buying
SILVER	5-Jul-24	0.26	2.49	Fresh Buying
SILVERMINI	30-Apr-24	0.26	0.68	Fresh Buying
SILVERMINI	28-Jun-24	0.25	1.42	Fresh Buying

INTERNATIONAL BULLION SNAPSHOT

Commodity	Open	High	Low	Close	% Change
Gold \$	2335.77	2379.61	2325.94	2376.90	2.56
Silver \$	27.90	28.52	27.75	28.48	3.02

RATIOS

Ratio	Price	Ratio	Price	Ratio	Price
Gold / Silver Ratio	86.48	Silver / Crudeoil Ratio	11.65	Gold / Copper Ratio	87.74
Gold / Crudeoil Ratio	10.08	Silver / Copper Ratio	101.46	Crudeoil / Copper Ratio	8.71

Important levels for Jewellery/Bullion Dealers



Booking Price for Sellers	Booking Price for Buyers
71954.00	71334.00
72164.00	71124.00



Booking Price for Sellers	Booking Price for Buyers
83567.00	82127.00
84327.00	81367.00



Booking Price for Sellers	Booking Price for Buyers
83.51	83.15
83.73	82.93




Booking Price for Sellers	Booking Price for Buyers
2405.30	2380.00
2418.20	2367.10

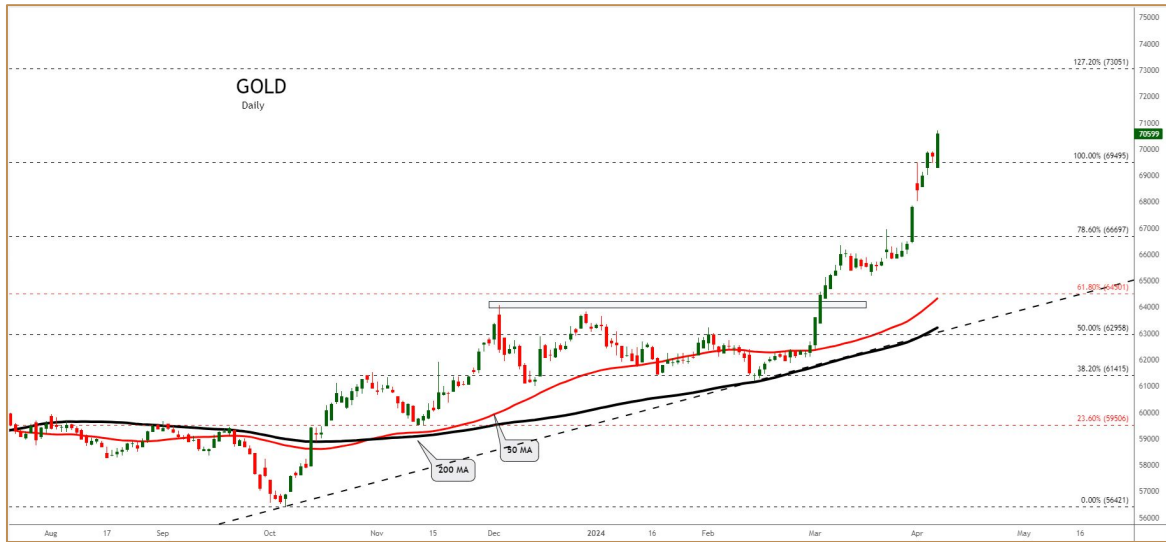


Booking Price for Sellers	Booking Price for Buyers
29.23	28.41
29.54	28.10

Click here for download Kedia Advisory **Special Research Reports**



Technical Snapshot



BUY GOLD JUN @ 71400 SL 71200 TGT 71700-71900. MCX

Observations

Gold trading range for the day is 70870-72070.

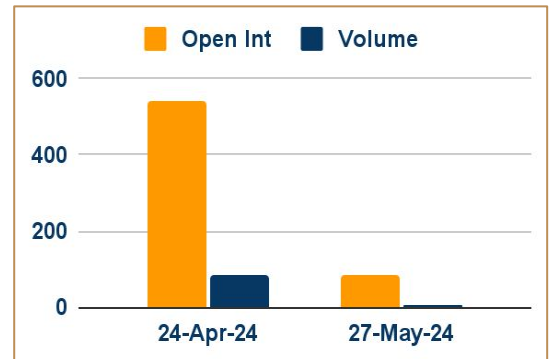
Gold gains amid lingering concerns about geopolitical tensions

Stronger-than-expected inflation print softened expectations of an early U.S. rate cut.

HSBC expects to see a wide trading range of \$1,975-\$2,500 for gold prices in 2024.

The Shanghai Futures Exchange said it will impose trading limits on its gold contracts, following a sharp price rally.

OI & Volume



Spread

GOLD AUG-JUN	242.00
GOLDMINI JUN-MAY	60.00

Trading Levels

Commodity	Expiry	Close	R2	R1	PP	S1	S2
GOLD	5-Jun-24	71644.00	72070.00	71860.00	71470.00	71260.00	70870.00
GOLD	5-Aug-24	71886.00	72290.00	72090.00	71745.00	71545.00	71200.00
GOLDMINI	3-May-24	71514.00	71915.00	71715.00	71350.00	71150.00	70785.00
GOLDMINI	5-Jun-24	71574.00	71965.00	71770.00	71415.00	71220.00	70865.00
Gold \$		2376.90	2414.67	2396.06	2361.00	2342.39	2307.33

Technical Snapshot



BUY SILVER MAY @ 82500 SL 82000 TGT 83200-83800. MCX

Observations

Silver trading range for the day is 81840-83410.

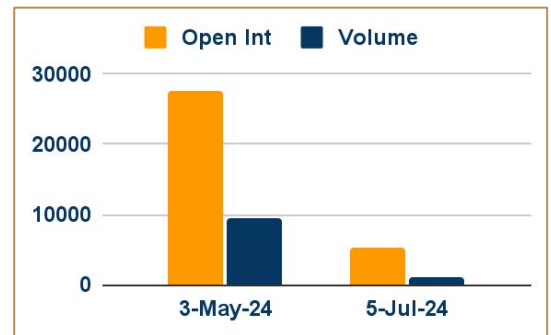
Silver gains as geopolitical tensions continued to boost demand for the safe-haven metal

Fed's 'confidence' in disinflation not helped by recent data, minutes show

Fed seen cutting US interest rates later, and less, as inflation stays hot

US consumer prices rise more than expected in March

OI & Volume



Spread

SILVER JUL-MAY	1418.00
SILVERMINI JUN-APR	1412.00

Trading Levels

Commodity	Expiry	Close	R2	R1	PP	S1	S2
SILVER	3-May-24	82847.00	83410.00	83125.00	82625.00	82340.00	81840.00
SILVER	5-Jul-24	84265.00	85175.00	84720.00	83860.00	83405.00	82545.00
SILVERMINI	30-Apr-24	82691.00	83230.00	82960.00	82490.00	82220.00	81750.00
SILVERMINI	28-Jun-24	84103.00	84595.00	84350.00	83925.00	83680.00	83255.00
Silver \$		28.48	29.02	28.75	28.25	27.98	27.48

Gold gains amid lingering concerns about geopolitical tensions, the yellow attracted safe-haven buying. A Labor Department report showed the Consumer Price Index (CPI) rose 0.4% on a monthly basis in March, compared with the 0.3% increase expected. The Shanghai Futures Exchange said it will impose trading limits on its gold contracts, following a sharp price rally.

Record price rally takes toll on India demand; China premiums firm - Physical gold demand in India remained tepid as a blistering rally in domestic prices put off buyers, while premiums held firm in top consumer China. Indian dealers offered discounts of up to \$28 an ounce over official domestic prices, the highest since March 2023 – versus last week's \$40 discount. In China, dealers charged premiums of \$25-\$30 per ounce over benchmark prices, compared to \$15-\$35 last week. In Singapore, bullion was sold at between \$1 to \$2.50 premiums, little changed from last week. Meanwhile, dealers sold gold at par to \$2.25 premiums in Hong Kong. Gold changed hands at \$0.5 premiums in Japan.

China PBOC Buys Gold for 17th Month as Prices Hit Record - China's central bank purchased gold for its reserves for a 17th consecutive month in March, extending a buying spree that has helped the precious metal surge to a record. The People's Bank of China's gold held rose 0.2% to 72.74 million troy ounces, the smallest increase in the run of monthly purchases since November 2022. Gold has been on a tear in the past two months, hitting records on expectations of lower US interest rates. China's official reserve assets rose to the highest since November 2015, and foreign exchange reserves rose to \$3.2457 trillion.

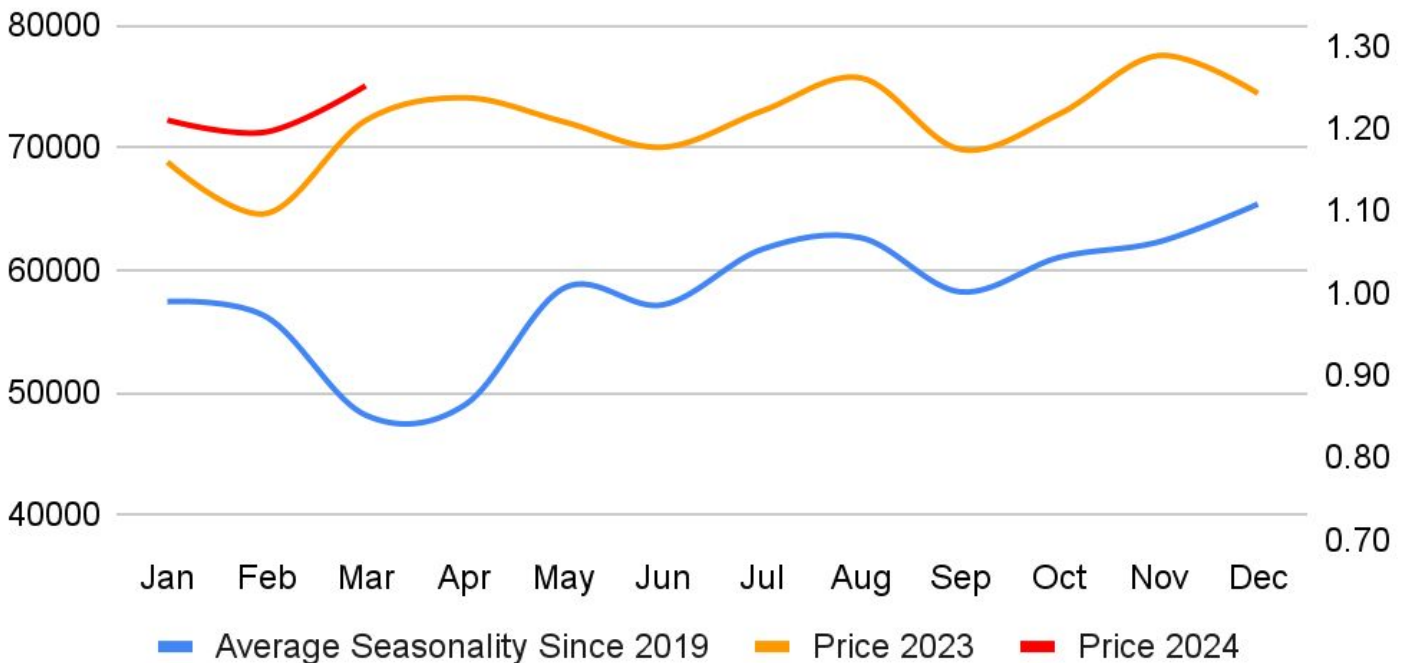
India's March gold imports set to drop 90% as prices surge - India's gold imports are set to plunge by more than 90% in March from the previous month to hit their lowest level since the COVID pandemic as banks cut imports after record-high prices hit demand. Lower imports by India, could limit a rally in global prices that hit a record high earlier this month on expectations that the Federal Reserve will cut interest rates this year. India's gold imports are likely to fall to 10 to 11 metric tons in March from 110 metric tons in February, said a government official. Gold imports in March 2024 are expected to be the lowest since the COVID pandemic, when air traffic restrictions limited imports and lockdowns led to the closure of jewellery shops.

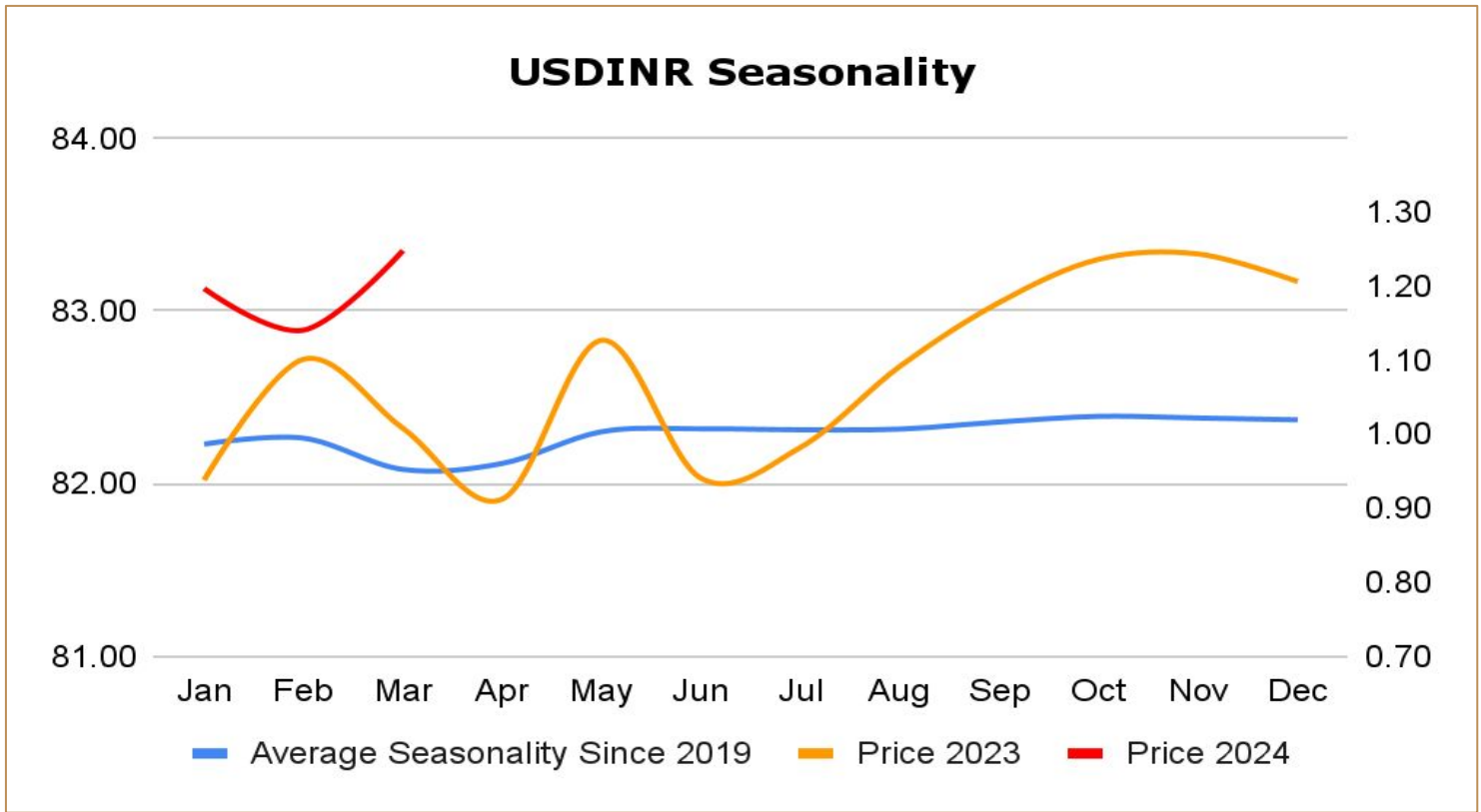
Swiss Feb gold exports down on lower shipments to China, Hong Kong - Swiss gold exports in February fell month on month, coming off an eight-year high that was powered by demand ahead of China's Lunar New Year holiday, customs data showed. Swiss gold exports to India rose month on month and year on year to their highest since October 2023 as local jewellers stocked up for the wedding season. Switzerland is the world's biggest bullion refining and transit hub while India and China are the largest consumer markets. Analysts and traders expect India's gold imports to decline this month after gold prices hit a record high of \$2,194.99 on March 8.

Gold Seasonality



Silver Seasonality





Weekly Economic Data

Date	Curr.	Data
Apr 8	EUR	German Industrial Production m/m
Apr 8	EUR	German Trade Balance
Apr 8	EUR	Sentix Investor Confidence
Apr 9	EUR	French Trade Balance
Apr 9	USD	NFIB Small Business Index
Apr 10	EUR	Italian Retail Sales m/m
Apr 10	USD	Core CPI m/m
Apr 10	USD	CPI m/m
Apr 10	USD	CPI y/y
Apr 10	USD	Final Wholesale Inventories m/m
Apr 10	USD	Crude Oil Inventories
Apr 10	USD	FOMC Meeting Minutes
Apr 11	EUR	Italian Industrial Production m/m

Date	Curr.	Data
Apr 11	USD	PPI m/m
Apr 11	USD	Unemployment Claims
Apr 11	USD	Natural Gas Storage
Apr 12	EUR	German Final CPI m/m
Apr 12	GBP	GDP m/m
Apr 12	GBP	Construction Output m/m
Apr 12	GBP	Goods Trade Balance
Apr 12	GBP	Index of Services 3m/3m
Apr 12	GBP	Industrial Production m/m
Apr 12	GBP	Manufacturing Production m/m
Apr 12	EUR	French Final CPI m/m
Apr 12	GBP	MPC Member Greene Speaks
Apr 12	USD	Import Prices m/m



DISCLAIMER

KEDIA ADVISORY

This Report is prepared and distributed by Kedia Stocks & Commodities Research Pvt Ltd. Our SEBI REGISTRATION NUMBER - INH000006156. for information purposes only. The recommendations, if any, made herein are expressions of views and/or opinions and should not be deemed or construed to be neither advice for the purpose of purchase or sale through KSCRPL nor any solicitation or offering of any investment /trading opportunity. These information/opinions/ views are not meant to serve as a professional investment guide for the readers. No action is solicited based upon the information provided herein. Recipients of this Report should rely on information/data arising out of their own investigations. Readers are advised to seek independent professional advice and arrive at an informed trading/investment decision before executing any trades or making any investments. This Report has been prepared on the basis of publicly available information, internally developed data and other sources believed by KSCRPL to be reliable. KSCRPL or its directors, employees, affiliates or representatives do not assume any responsibility for or warrant the accuracy, completeness, adequacy and reliability of such information/opinions/ views. While due care has been taken to ensure that the disclosures and opinions given are fair and reasonable, none of the directors, employees, affiliates or representatives of KSCRPL shall be liable for any direct, indirect, special, incidental, consequential, punitive or exemplary damages, including lost profits arising in any way whatsoever from the information/opinions/views contained in this Report. The possession, circulation and/or distribution of this Report may be restricted or regulated in certain jurisdictions by appropriate laws. No action has been or will be taken by KSCRPL in any jurisdiction (other than India), where any action for such purpose (s) is required. Accordingly, this Report shall not be possessed, circulated and/ or distributed in any such country or jurisdiction unless such action is in compliance with all applicable laws and regulations of such country or jurisdiction. KSCRPL requires such a recipient to inform himself about and to observe any restrictions at his own expense, without any liability to KSCRPL. Any dispute arising out of this Report shall be subject to the exclusive jurisdiction of the Courts in India.

KEDIA ADVISORY

KEDIA STOCKS & COMMODITIES RESEARCH PVT LTD

Mumbai, India

SEBI REGISTRATION NUMBER - INH000006156

For more details, please contact: +91 93234 06035 / 96195 51022

Email: info@kediaadvisory.com

Regd.Off.: 1, 2, 3 & 4, 1st Floor, Tulip Bldg, Flower Valley Complex, Khadakpada Circle,
Kalyan-(W), Mumbai-421301